

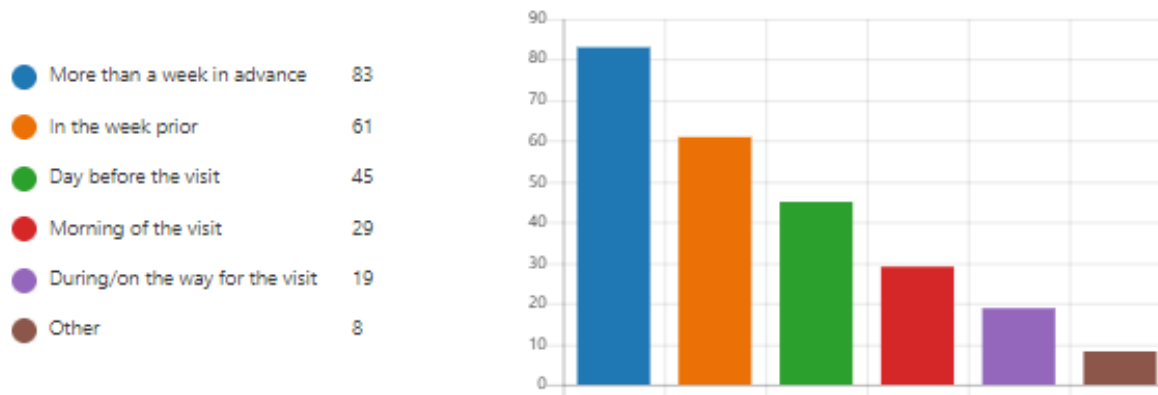
# Zion Regional Recreation Management Plan

## Public Survey

Final Results – 163 responses

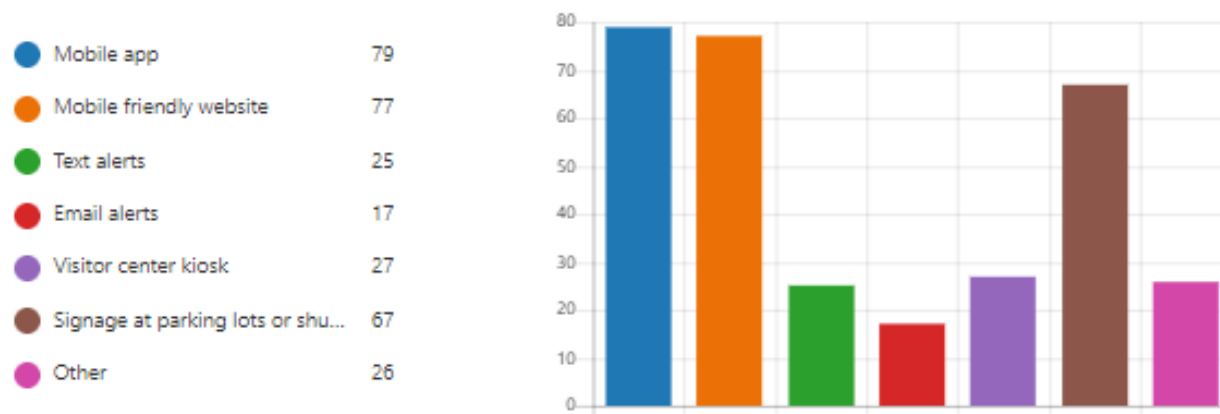
1. When going to recreation destinations in southwest Utah, when are you most likely to plan the visit? (check all that apply):

[More Details](#)



2. If you were visiting recreation destinations in southwest Utah, which of the following would you be likely to use to gauge traffic and visitor congestion (check all that apply):

[More Details](#)



Visitor Impact: Rating of Strategies. Please rate the effectiveness of the following methods to reduce impacts on natural and cultural resources from visitors (5 being most effective).

3. Clear and consistent messaging/marketing on Leave No Trace, Recreate Responsibly, etc.

[More Details](#)

[Insights](#)

160

Responses



3.96 Average Rating

4. Additional dispersal of visitors across sites/destinations

[More Details](#)

[Insights](#)

159

Responses



3.54 Average Rating

5. Additional dispersal of visitors throughout the year or different times of day

[More Details](#)

[Insights](#)

159

Responses



3.48 Average Rating

6. Additional staffing for patrolling and enforcement

[More Details](#)

[Insights](#)

161

Responses



3.96 Average Rating

7. Manage visitor access (number of visitors and/or timing of access) through reservation, lottery, or similar measures

[More Details](#)

[Insights](#)

161

Responses



3.65 Average Rating

8. Periodic closure of specific locations/sites

[More Details](#)

[Insights](#)

160

Responses



3.24 Average Rating

Activities and Experiences: Rating. Please rate the extent to which it is critical to add or expand the following activities/experiences in southwest Utah (5 being most critical).

9. Cultural heritage programming

[More Details](#)

[Insights](#)

160

Responses



3.54 Average Rating

10. Natural resource interpretative workshops

[More Details](#)

[Insights](#)

158

Responses



3.68 Average Rating

11. Photography-based experiences

[More Details](#)

[Insights](#)

156

Responses



3.15 Average Rating

12. Dark skies/astronomy activities

[More Details](#)

[Insights](#)

160

Responses



3.81 Average Rating

13. Guided canyoneering

[More Details](#)

[Insights](#)

154

Responses



2.97 Average Rating

14. Farm and ranch/agritourism experiences

[More Details](#)

[Insights](#)

157

Responses



2.98 Average Rating

Activities and Experiences: Rating. Please rate the extent to which it is critical to add or expand the following activities/experiences in southwest Utah (5 being most critical).

### 15. More hiking trails

[More Details](#)

 Insights

160

Responses



3.84 Average Rating

---

### 16. More biking trails

[More Details](#)

 Insights

160

Responses



3.24 Average Rating

---

### 17. More equestrian trails

[More Details](#)

 Insights

157

Responses




2.55 Average Rating

---

### 18. More off-highway vehicle trails

[More Details](#)

 Insights

156

Responses



2.23 Average Rating

## Mobility: Rating

Please rate the extent to which it is critical to add or enhance the following components of a multi-modal transportation system in southwest Utah (5 being most critical).

### 19. Additional/improved sidewalks

[More Details](#) [Insights](#)

160

Responses



3.46 Average Rating

### 20. Additional/improved multi-use trails

[More Details](#) [Insights](#)

158

Responses



3.61 Average Rating

### 21. Shared bike lanes

[More Details](#) [Insights](#)

159

Responses



3.40 Average Rating

### 22. Improved support for biking (more rental options, more bike racks, etc.)

[More Details](#) [Insights](#)

157

Responses



3.15 Average Rating

### 23. Extended shuttle routes/additional stops

[More Details](#) [Insights](#)

161

Responses



3.57 Average Rating

### 24. Adjusted shuttle timing (seasonal or daily)

[More Details](#) [Insights](#)

162

Responses



3.57 Average Rating

### 25. Transition to all electric shuttle fleet

[More Details](#) [Insights](#)

159

Responses



3.42 Average Rating

### 26. More public electric vehicle charging stations

[More Details](#) [Insights](#)

160

Responses



3.05 Average Rating

### 27. Better signage/wayfinding

[More Details](#) [Insights](#)

159

Responses



3.65 Average Rating

28. Please identify the top opportunities to sustain and improve recreation as part of a vibrant and healthy community in southwest Utah.

118 responses were provided. The word cloud below illustrates repeat terms and phrases provided across those responses.

31 respondents (26%) answered **trails** for this question.



29. Please provide any other comments.

64 responses were provided. The word cloud below illustrates repeat terms and phrases provided across those responses.

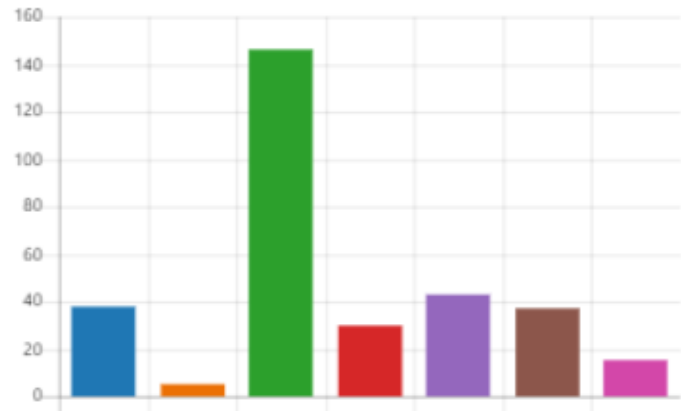
16 respondents (25%) answered **people** for this question.



Demographic Information of Respondents:

Please identify your interests in the region (check all that apply):

● Business owner in southwest ...	38
● Elected official in southwest U...	5
● Resident of southwest Utah	146
● Visitor to southwest Utah	30
● Work in cultural/arts business ...	43
● Work in outdoor recreation bu...	37
● Other	15



Please identify your county of residence and/or business/organizational affiliation:

More Details

● Garfield County	7
● Iron County	38
● Kane County	45
● Washington County	69
● Other	7

